EMBEDDED SYSTEMS FOR BIOMEDICAL APPLICATIONS

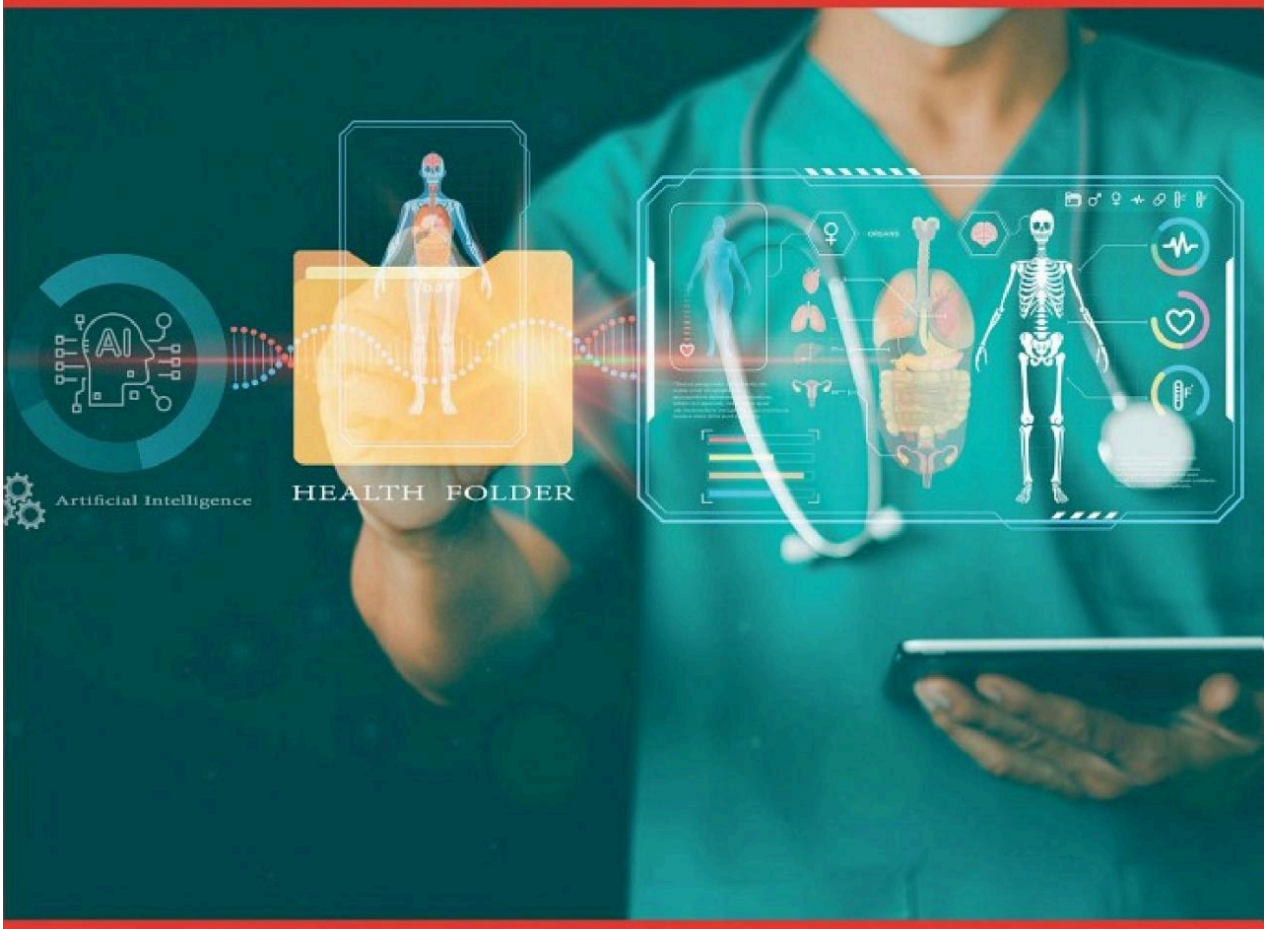

HIGH-PERFORMANCE COMPUTING FOR SMART HEALTHCARE: NEW DEVELOPMENTS AND ADVANCES

Edited by Rishabha Malviya, Selcan Karakus, and Mukesh Roy

A **Chapman & Hall** Book

CRC Press
Taylor & Francis Group

Designed cover image: ShutterStock
First edition published 2025
by CRC Press
2385 NW Executive Center Drive, Suite 320, Boca Raton FL 33431
and by CRC Press
4 Park Square, Milton Park, Abingdon, Oxon, OX14 4RN
CRC Press is an imprint of Taylor & Francis Group, LLC
© 2025 selection and editorial matter, Rishabha Malviya, Selcan Karakuş, Mukesh Roy; individual chapters, the contributors
Reasonable efforts have been made to publish reliable data and information, but the author and publisher cannot assume responsibility for the validity of all materials or the consequences of their use. The authors and publishers have attempted to trace the copyright holders of all material reproduced in this publication and apologize to copyright holders if permission to publish in this form has not been obtained. If any copyright material has not been acknowledged please write and let us know so we may rectify in any future reprint.
Except as permitted under U.S. Copyright Law, no part of this book may be reprinted, reproduced, transmitted, or utilized in any form by any electronic, mechanical, or other means, now known or hereafter invented, including photocopying, microfilming, and recording, or in any information storage or retrieval system, without written permission from the publishers.
For permission to photocopy or use material electronically from this work, access www.copyright.com or contact the Copyright Clearance Center, Inc. (CCC), 222 Rosewood Drive, Danvers, MA 01923, 978-750-8400. For works that are not available on CCC please contact mpkbookspermissions@tandf.co.uk
Trademark notice: Product or corporate names may be trademarks or registered trademarks and are used only for identification and explanation without intent to infringe.
ISBN: 978-1-032-83191-6 (hbk)
ISBN: 978-1-032-83194-7 (pbk)
ISBN: 978-1-003-50819-9 (ebk)
DOI: 10.1201/9781003508199
Typeset in Times
by SPi Technologies India Pvt Ltd (Straive)

Telif hakkı olan materyal

Contents

Editors
Contributors
Foreword
Preface
Chapter 1 Introduction to Embedded Systems in Healthcare: Operational Environments in Healthcare Settings
Bhupinder Singh, Rishabha Malviya, Christian Kaunert, and Sathvik Belagodu Sridhar
Chapter 2 Embedded Systems in the Medical Field: Pros and Cons
Gizem Karabulut Şevk, Elif Tüzün, and Nuray Beköz Üllen
Chapter 3 Automation of Medical Devices with Embedded Systems
Phool Chandra, Shahjad, Neetu Sachan, and Arun Kumar
Chapter 4 Embedded Systems in Developing Imaging Devices
Sündüz Alemdar and Nursel Pekel Bayramgil
Chapter 5 Deep Learning of Telecommunication Technology for the Efficient Utilization of Embedded Systems
Gulcicek Dere
Chapter 6 Role of Embedded Systems in Diagnosis and Decision-Making for Better Treatment
Shristy Verma, Rishabha Malviya, and Sathvik Belagodu Sridhar
Chapter 7 Enhancing Remote Healthcare: Integration of ATOM ECG with eSanjeevani
R. Ananthakrishnan, Nitish Naik, Raghav Bansal, Abhinav Cardea, Mukesh Roy, Avval Gupta, Rohit Kumar Kushwaha, Vivek Shahi, and Manish Jawa
Chapter 8 Artificial Intelligence in Embedded Systems for Biomedical Applications
Sena Nur Karabekiroglu, Meral Usta, Deniz Uygunoz, andMert Akın Insel
Chapter 9 Embedded Systems in Metabolic Bariatric Surgery: From Telemonitoring to Deep Learning Applications
Athanasios G. Pantelis
Chapter 10 Integration of Machine Learning Techniques with Multi-Criteria Decision-Making for a Better Treatment
Inci Albayrak, Jale Sade, and Hale Gonce Kocken
Chapter 11 Embedded Systems in Developing Advanced Strategies in Healthcare Management

Telif hakkı olan materyal

Selcan Karakuş, Elif Tüzün, Magdy M. Elnashar, and Sinem Özlem Enginler
Chapter 12 Human Health Status Detection from the Tongue Image Using Embedded Image Processing
Mohit Bhandwal, Mukesh Roy, and Pratap Pati
Index

Telif hakkı olan materyal

2 Embedded Systems in the Medical Field
Pros and Cons

Gizem Karabulut Şevk, Elif Tüzün, and Nuray Beköz Üllen

2.1 INTRODUCTION

Embedded systems represent a crucial aspect of modern technological landscapes, permeating various facets of our daily lives. These specialized computing systems designed to perform specific tasks or functions are embedded deeply within larger systems and devices [1]. The overarching goal of embedded systems is to execute predefined tasks efficiently, often with real-time constraints, making them indispensable in numerous applications [2]. This task can be many different things, such as providing control of a device, automating a process, collecting and processing data, or optimizing a device's features. They are characterized by their real-time operation, reliability, low power consumption, and often, a compact form factor [3]. Unlike general-purpose computers, embedded systems are purpose-built for specific applications, optimizing performance for the targeted tasks. Parts of embedded systems may vary depending on the needs of a particular application or task. These core components are usually a combination of processors, sensors, and application software. Microcontrollers/Microprocessors, which are the heart of embedded systems, are responsible for executing instructions and managing tasks [4]. Embedded systems are used in many areas such as automotive systems, home appliances, and industrial control systems. These systems are designed to suit the needs of specific applications and generally focus on long-term, reliable operation requirements. Embedded systems are prevalent in smartphones, smart televisions, digital cameras, and home automation systems, enhancing user experience and functionality [5]. In Figure 2.1, the usage areas of embedded systems are presented schematically. In-car entertainment, engine control units, and safety systems heavily rely on embedded systems. Embedded systems control machinery and processes in manufacturing, enhancing efficiency and precision. Networking equipment, routers, and switches incorporate embedded systems for seamless communication [6]. Due to the recent increasing technology and requirements, their use in the medical field is becoming increasingly widespread. In recent times, there has been a growing fascination with embedded computing systems within the realm of medical and biomedical applications. The swift progress in communication technologies, processors, and sensors/actuators,

DOI: 10.1201/9781003508199-2

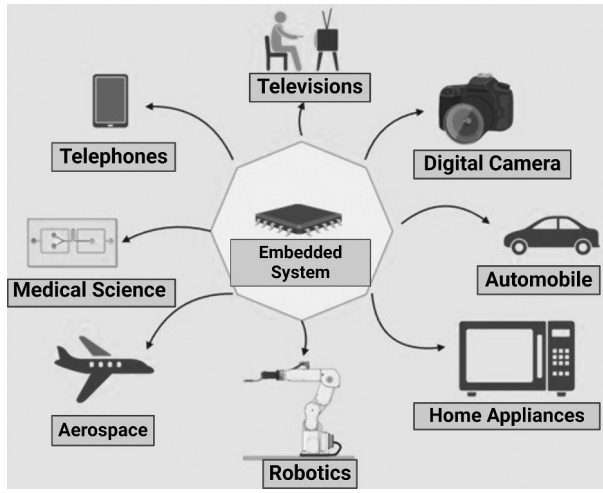

FIGURE 2.1 Usage areas of embedded systems.

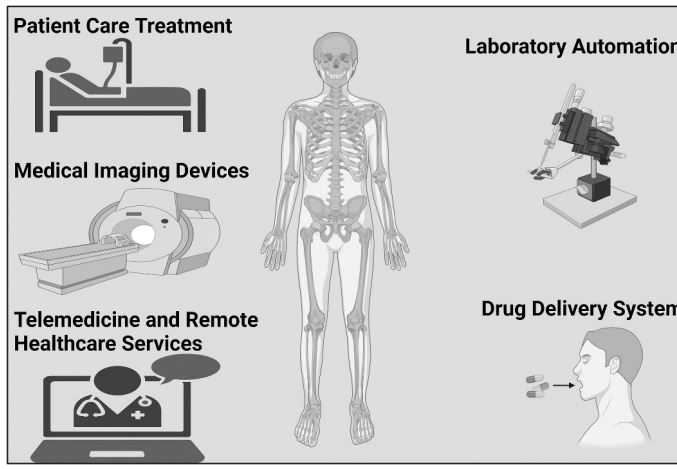

FIGURE 2.2 Applications of embedded systems in healthcare.

coupled with the advent of artificial intelligence, Internet of Things (IoT), artificial intelligence, and machine learning has empowered biomedical applications [6]. These advancements have facilitated activities such as disease diagnosis, telemedicine, and the characterization of biological materials [7–9].

Today, embedded systems have now become indispensable in modern healthcare, completely transforming the methods through which medical practitioners observe, diagnose, and provide care to patients [9, 10]. In Figure 2.2, the usage areas of embedded systems in the medical field are presented schematically. This integration brings

forth a myriad of advantages, yet it is not without its share of challenges. On the positive side, embedded systems excel in enhancing patient monitoring. Real-time data acquisition allows healthcare providers to access vital information instantaneously, leading to more informed decision-making. Continuous health tracking ensures a comprehensive overview of a patient's well-being, enabling early detection of anomalies and timely intervention. In diagnostics and treatment, embedded systems contribute to unprecedented precision in medical imaging. This accuracy leads to more precise diagnoses and the capacity to customize treatment plans according to the individual requirements of each patient. This individualized method signifies a notable progression in the provision of healthcare services. The increased efficiency in healthcare delivery is another notable advantage. Streamlined workflows and a reduction in human errors improve overall patient care and optimize resource utilization. Remote patient management, facilitated by telemedicine applications and remote monitoring, expands access to healthcare services, particularly in remote or underserved areas [8]. However, these advancements come with a set of challenges. Security concerns loom large, as the sensitive nature of medical data makes healthcare systems a prime target for cyber threats. Safeguarding patient information and ensuring the integrity of embedded systems is a paramount challenge that demands continuous innovation in cybersecurity. Cost implications present another hurdle. The initial implementation of embedded systems in healthcare settings can be capital-intensive, and ongoing expenses for maintenance and upgrades must be carefully considered. Striking a balance between technological innovation and fiscal responsibility is an ongoing concern for healthcare institutions. Integration challenges also surface as healthcare systems evolve. Compatibility issues with existing infrastructure and the broader problem of interoperability between different systems may hinder the seamless integration of embedded technologies. Ensuring a harmonious coexistence with legacy systems is crucial for a smooth transition. Ethical considerations add another layer of complexity. Patient consent, autonomy, and the responsible use of data are paramount in an era where embedded systems play a pivotal role in healthcare decision-making. Striking a balance between leveraging technology for improved patient outcomes and respecting individual rights is an ongoing challenge.

In essence, embedded systems are the silent workhorses behind the seamless functioning of countless devices, contributing to the efficiency, reliability, and innovation in various industries. As technology progresses further, the influence and significance of embedded systems are set to expand, influencing the trajectory of intelligent and interconnected systems in the future. In conclusion, embedded systems in the medical field usher in a new era of possibilities, providing unprecedented insights and efficiencies. The advantages of enhanced patient monitoring, improved diagnostics, and increased efficiency in healthcare delivery are clear. However, addressing the challenges of security, cost, integration, and ethics is crucial to realizing the full potential of embedded systems while ensuring the highest standards of patient care and data integrity. This chapter aims to provide a comprehensive exploration of the embedded systems' role in the medical field, analyzing both the positive and negative aspects. By delving into case studies and future trends, the chapter will contribute valuable insights for researchers, healthcare professionals, and policymakers seeking to navigate the evolving landscape of healthcare technology.

2.2 PROS OF EMBEDDED SYSTEMS IN THE MEDICAL FIELD

Embedded systems have brought forth numerous advantages in the medical field, revolutionizing patient care and healthcare delivery. One significant pro lies in the enhanced patient monitoring capabilities enabled by these systems. Real-time data acquisition provides healthcare professionals with instantaneous access to critical information, fostering more informed decision-making. The precision offered by embedded systems in medical imaging contributes to highly accurate diagnoses, allowing for tailored and effective treatment plans for individual patients. Moreover, the increased efficiency in healthcare delivery is evident through streamlined workflows, a reduction in human errors, and optimized resource utilization. Remote patient management, facilitated by telemedicine applications, extends healthcare services to remote or underserved areas. The continuous health tracking provided by embedded systems ensures early anomaly detection, enabling proactive interventions and personalized care. Overall, embedded systems play a pivotal role in advancing patient-centric healthcare, offering benefits that range from improved diagnostics to optimized resource allocation [6, 9].

2.2.1 Patient Monitoring

Embedded systems have significantly enhanced patient monitoring in healthcare, providing real-time data acquisition and improving the overall quality of care. Embedded systems facilitate uninterrupted and instantaneous monitoring of critical indicators such as heart rate, blood pressure, oxygen saturation, and other vital signs [7, 11]. This immediate data acquisition empowers healthcare professionals with real-time information regarding a patient's physiological condition, enabling prompt and informed decision-making. With embedded systems, healthcare providers can continuously track a patient's health status over extended periods. This continuous monitoring ensures a comprehensive overview of the patient's well-being and allows for the early detection of any anomalies or deviations from normal parameters. Real-time data provided by embedded systems grants healthcare professionals immediate access to critical patient information. Rapid access to this information is essential for making well-informed and timely decisions regarding patient care, particularly in critical and emergency scenarios. Embedded systems enable healthcare providers to remotely monitor patients, extending healthcare oversight beyond conventional healthcare environments. This is especially advantageous for individuals with chronic illnesses or residing in remote or underserved regions, enabling healthcare providers to intervene promptly when needed [12]. The data collected by embedded systems can be analyzed in real-time or through retrospective analysis. This analytical capability aids in the early detection of trends, abnormalities, or potential health risks, empowering healthcare providers to take preventive measures [13]. Embedded systems can be configured to produce customized alerts and notifications according to predetermined thresholds. This feature ensures that healthcare professionals are promptly notified of any deviations from normal parameters, enabling swift responses to changes in a patient's condition [14]. Embedded systems are often integrated into

wearable devices, allowing patients to monitor their health in real time outside of healthcare facilities. This promotes patient engagement and empowers individuals to take an active role in their own healthcare management. Automation through embedded systems reduces the likelihood of errors in data collection and recording, ensuring that the information available to healthcare professionals is accurate and reliable [14]. In summary, embedded systems have revolutionized patient monitoring by providing immediate access to real-time data, enabling continuous health tracking, and facilitating proactive interventions. These advancements contribute to improved patient outcomes, enhanced quality of care, and a more patient-centric approach to healthcare.

2.2.2 Diagnosis and Treatment

Embedded systems offer a range of advantages in the field of diagnosis and treatment, contributing to more accurate diagnostics, personalized treatment plans, and overall improvements in healthcare [7]. Embedded are pivotal in advancing the capabilities of high-precision medical imaging devices. This precision leads to more accurate diagnoses by providing detailed and clear images, aiding healthcare professionals in identifying and understanding various medical conditions [15]. The data gathered and analyzed by embedded systems empower healthcare providers to tailor treatment plans according to the specific needs of each patient. This individualized strategy guarantees that interventions are more targeted, efficient, and aligned with the specific characteristics of each patient's condition. Embedded systems offer real-time decision support to healthcare professionals throughout the diagnosis and treatment process. This includes analyzing patient data, suggesting potential treatment options, and aiding in the decision-making process for timely and informed interventions. Embedded systems automate various diagnostic processes, reducing the time and effort required for analysis. This automation enhances the efficiency of diagnostics, allowing for quicker turnaround times and facilitating a more rapid response to patients' healthcare needs. In laboratory settings, embedded systems integrate with diagnostic equipment to automate and streamline testing processes. This not only increases the speed of obtaining results but also ensures accuracy and consistency in diagnostic procedures. Embedded systems enable remote diagnostics through telemedicine applications, extending diagnostic capabilities beyond traditional healthcare settings [8]. This is especially advantageous for patients in remote areas, enabling access to specialized expertise without requiring physical presence. For patients with chronic conditions, embedded systems allow continuous monitoring of key parameters. This continuous data collection supports ongoing assessment and adjustment of treatment plans, promoting better management of chronic diseases. Embedded systems enable advanced data analysis, facilitating the development of predictive models for disease progression. This capability allows healthcare providers to anticipate potential complications and adjust treatment strategies preemptively. Embedded systems are integrated into drug delivery systems, ensuring precise dosage and timing of medications. This level of control enhances the efficacy of treatment regimens while minimizing the risk of adverse effects. In surgical applications,

embedded systems enhance precision through robotic-assisted surgeries and other technologies. This optimization leads to less invasive procedures, reduced recovery times, and improved overall surgical outcomes. In summary, embedded systems significantly contribute to the advancement of diagnosis and treatment in healthcare by improving precision, personalization, and efficiency. These technologies empower healthcare professionals with the tools and insights needed to provide more effective and tailored care to patients.

2.2.3 Increased Efficiency of Healthcare

Increased efficiency in healthcare delivery is achieved through embedded systems in several ways, streamlining processes, reducing errors, and optimizing resource utilization. Embedded systems automate routine tasks and administrative processes, reducing manual workload for healthcare professionals. This automation streamlines workflows, allowing medical staff to focus more on patient care and critical decision-making. Automation and decision support features in embedded systems minimize the potential for human errors. By automating data entry, medication administration, and other tasks, these systems enhance accuracy, reducing the risk of mistakes in healthcare delivery. Embedded systems assist in the efficient allocation of resources such as medical equipment, personnel, and facilities. Real-time data analysis helps healthcare administrators make informed decisions about resource distribution, ensuring that resources are utilized where they are most needed. Telemedicine applications, facilitated by embedded systems, allow for remote patient monitoring and consultations. This diminishes the necessity for face-to-face appointments, conserving time for both patients and healthcare providers, all the while upholding the quality of care. Embedded systems enable rapid access to patient data by storing and processing information instantaneously. This quick access ensures that healthcare professionals have the most up-to-date information when making decisions about patient care. Embedded systems automate and expedite diagnostic processes, reducing the time required for tests and analyses. This efficiency is particularly crucial for timely diagnosis and treatment planning. Embedded systems facilitate seamless communication between different departments within a healthcare facility. This ensures that critical information is shared promptly, enhancing coordination and collaboration among healthcare professionals. Through real-time monitoring and data analysis, embedded systems contribute to the efficient management of patient flow within hospitals. This includes optimizing appointment scheduling, reducing waiting times, and ensuring timely patient discharges. Embedded systems seamlessly integrate with electronic health records, providing a centralized platform for comprehensive patient information. This integration improves the continuity of care, as healthcare providers can access complete patient histories and treatment plans. In summary, embedded systems play a vital role in increasing efficiency in healthcare delivery by automating tasks, reducing errors, optimizing resource allocation, and improving overall communication and coordination within healthcare facilities. These technologies contribute to a more streamlined and effective healthcare system, ultimately benefiting both healthcare professionals and patients.

2.2.4 Remote Patient Management

Remote patient management with embedded systems offers a range of advantages, transforming healthcare delivery by enhancing patient care, improving accessibility, and optimizing resource utilization. Remote patient management with embedded systems involves using technology to monitor and manage patients' health remotely. Embedded systems suitable for remote patient management should be selected [16]. These systems should include sensors, communication modules, and data processing capabilities to securely monitor and transmit relevant health data [17]. Embedded systems facilitate the continuous and real-time monitoring of patients' vital signs and health metrics. This constant surveillance allows for early detection of anomalies or changes in health conditions. Healthcare providers can receive immediate alerts and notifications through embedded systems, enabling them to intervene promptly in case of critical health events or deviations from normal parameters. This results in timely and potentially life-saving interventions. Remote patient management is especially advantageous for individuals dealing with chronic conditions. Embedded systems facilitate the ongoing monitoring of chronic diseases, allowing healthcare professionals to make proactive adjustments to treatment plans and reduce the risk of complications. By monitoring patients remotely, unnecessary hospital visits and readmissions can be minimized. This leads to cost savings for both healthcare providers and patients, particularly for those with chronic illnesses requiring continuous care. Patients actively engage in their healthcare by routinely monitoring their health metrics through embedded systems. This heightened engagement nurtures a sense of accountability for one's health, resulting in improved adherence to treatment plans and lifestyle recommendations. Remote patient management extends healthcare services beyond traditional settings, especially in remote or underserved areas. This improves accessibility, ensuring that patients can receive quality healthcare without the need for frequent travel to healthcare facilities. The data collected by embedded systems enables healthcare providers to customize treatment plans according to the specific needs of each patient. This individualized approach enhances the effectiveness of interventions and promotes better patient outcomes. Continuous monitoring and data analysis empower healthcare professionals to detect potential health risks at an early stage. This facilitates preventive care strategies and reduces the likelihood of complications, hospitalizations, or emergency situations. In summary, remote patient management with embedded systems revolutionizes healthcare by providing continuous monitoring, prompt interventions, and individualized care. These advantages contribute to better patient outcomes, improved healthcare accessibility, and increased efficiency in the delivery of healthcare services.

2.3 CONS OF EMBEDDED SYSTEMS IN THE MEDICAL FIELD

The integration of embedded systems in the medical field, while transformative, is face to face some challenges. One prominent concern revolves around the security of patient data, as the sensitive nature of medical information makes healthcare systems susceptible to cyber threats. The substantial costs associated with the initial implementation, maintenance, and updates of embedded systems pose financial challenges

for healthcare institutions [7]. Integration hurdles arise due to the diverse existing infrastructure, leading to compatibility issues and potential disruptions. Ethical considerations, such as patient privacy and data consent, demand careful navigation. Additionally, the lack of standardized protocols may hinder interoperability and result in data silos. The dependency on technology raises the risk of disruptions in healthcare delivery during system failures. Handling the large volumes of patient data generated by embedded systems can be daunting, potentially resulting in information overload for healthcare professionals. Addressing these cons requires a comprehensive approach that encompasses cybersecurity, financial planning, ethical guidelines, and the development of standardized practices in the integration of embedded systems into medical practices [6, 9, 15].

2.3.1 Security Concerns

The integration of embedded systems in the medical field introduces security concerns primarily related to the protection of sensitive patient data [18]. The healthcare sector is an attractive target for cybercriminals due to the valuable and sensitive information stored in medical records [8]. Embedded systems, which often involve interconnected devices and networks, become vulnerable to various cyber threats such as ransomware, data breaches, and unauthorized access. The compromised security of embedded systems poses a direct threat to patient privacy. Medical records contain highly personal information, and unauthorized access or data breaches can lead to identity theft, fraud, or other malicious activities that infringe upon patient confidentiality. Ensuring the integrity of medical data is crucial for accurate diagnoses and treatment plans. If embedded systems are not adequately protected, there is a risk of data manipulation or tampering, leading to incorrect patient information and potentially harmful consequences. The sector is governed by rigorous regulatory frameworks, such as the Health Insurance Portability and Accountability Act (HIPAA) in the United States [19]. Security breaches may result in non-compliance, leading to legal consequences and fines for healthcare institutions. Embedded systems often involve the interconnection of medical devices and equipment. If security measures are not robust, a vulnerability in one embedded system or device could be exploited to gain unauthorized access to the entire network, putting patient data and safety at risk. Healthcare professionals may not always be well-versed in cybersecurity practices. Lack of awareness and training can lead to inadvertent security lapses, such as weak passwords, improper device configurations, or failure to update software promptly, leaving embedded systems susceptible to attacks. Many healthcare facilities still use legacy systems that may lack the advanced security features found in newer technologies. Integrating modern embedded systems with legacy infrastructure poses challenges in maintaining a uniform and robust security posture across the entire healthcare network. Embedded systems often rely on a complex supply chain, involving multiple vendors and components. Each element introduces a potential point of vulnerability. If not carefully managed, the supply chain itself can become a source of security threats, including the introduction of compromised components. Encryption is a critical aspect of securing patient data during transmission and storage. Inadequate or outdated encryption practices within embedded systems may

expose patient information to interception and unauthorized access. Addressing these security concerns requires a holistic approach involving the implementation of robust cybersecurity measures, continuous monitoring, regular training for healthcare professionals, and adherence to regulatory standards. It's essential for healthcare institutions to prioritize cybersecurity as an integral part of their overall strategy when adopting embedded systems.

2.3.2 Cost Implications

The integration of embedded systems in the medical field presents challenges related to cost implications, impacting both initial implementation and ongoing maintenance [6]. The initial implementation of embedded systems in healthcare settings can be capital-intensive. Acquiring the necessary hardware, software, and infrastructure, along with the costs of system integration and deployment, can place a significant financial burden on healthcare institutions. Beyond the initial setup, embedded systems require continuous maintenance, updates, and technical support. These ongoing expenses can include software updates, security patches, and hardware maintenance. Healthcare providers must allocate resources to ensure the reliability and optimal performance of embedded systems over time. Healthcare facilities often have existing legacy systems and diverse technologies. Integrating new embedded systems with this pre-existing infrastructure can be complex and costly. Compatibility issues may arise, necessitating additional investments to ensure seamless integration. Healthcare professionals and staff members may need training to effectively use and manage embedded systems. Training programs, workshops, and educational materials incur additional costs, and the time required for staff members to become proficient in using new technologies may temporarily impact productivity. To address security concerns associated with embedded systems, healthcare institutions must invest in robust cybersecurity measures. This includes the implementation of encryption, firewalls, intrusion detection systems, and ongoing monitoring, adding to the overall cost of system integration. Healthcare organizations must comply with strict regulatory standards, and adherence to these standards may require additional investments. Ensuring that embedded systems meet regulatory requirements, such as those outlined by HIPAA or other healthcare data protection laws, can involve significant financial commitments. As technology evolves, healthcare institutions may need to upgrade or scale their embedded systems to keep pace with industry advancements. The costs associated with upgrading software, hardware, and expanding system capabilities to meet growing demands can strain financial resources. Demonstrating a clear and tangible return on investment can be challenging, especially in the short term. While embedded systems offer long-term benefits, healthcare institutions may face difficulty justifying the upfront costs to stakeholders without a clear and measurable return on investment.

Economic factors and budget constraints within the healthcare sector can limit the available funds for adopting embedded systems. Competing priorities, such as patient care, facility upgrades, and staff salaries, may divert resources from investing in advanced technologies. Addressing the cost implications of integrating embedded systems in the medical field requires careful financial planning, transparent

communication about the expected benefits, and a long-term strategy that considers both initial expenses and ongoing operational costs. Healthcare organizations must weigh the potential advantages against the financial investments required to ensure a sustainable and efficient integration of embedded systems. Embedded systems necessitate regular updates to address security vulnerabilities, enhance functionality, and remain compatible with evolving technologies. Coordinating these updates with existing systems while ensuring minimal downtime can be challenging. Overcoming integration challenges necessitates a comprehensive approach involving careful planning, collaboration between vendors and healthcare providers, adherence to interoperability standards, and a commitment to ongoing system optimization. Addressing these challenges is vital to realizing the full potential of embedded systems in the medical field and ensuring a smooth and efficient healthcare delivery process.

2.3.3 Ethical Considerations

Ethical considerations in the integration of embedded systems in the medical field involve navigating complex issues related to patient autonomy, privacy, consent, and responsible use of data. The collection, storage, and sharing of patient data through embedded systems raise significant concerns about privacy. Protecting patient confidentiality is paramount, and healthcare institutions must enforce stringent security measures to prevent unauthorized access or breaches that might compromise sensitive medical data. Ethical considerations dictate that patients have the right to be fully informed about the use of embedded systems in their healthcare. Securing informed consent is essential, guaranteeing that patients comprehend the methods of data collection, processing, and utilization. Transparent communication about the potential risks and benefits is essential for maintaining trust. Clear ethical guidelines must address the ownership and stewardship of patient data. It should be explicit whether the data belongs to the patients, healthcare providers, or the embedded system providers. Transparency in data ownership ensures accountability and responsible use. Protecting patient data from cyber threats is an ethical imperative. Embedding systems should adhere to high standards of data security and incorporate robust cybersecurity measures to safeguard against unauthorized access, breaches, and potential harm to patients. The use of embedded systems should respect patient dignity and ensure that individuals are not reduced to mere data points. Ethical considerations involve maintaining a human-centric approach to healthcare and recognizing the unique needs, values, and experiences of each patient. Addressing these ethical considerations necessitates a joint endeavor involving healthcare professionals, technology developers, policymakers, and patients. Establishing clear ethical guidelines, incorporating patient input, and fostering an ongoing dialogue about the responsible use of embedded systems are essential for ensuring that technological advancements align with ethical principles in the medical field.

2.3.4 Dependency on Technology

Dependency on technology in the integration of embedded systems in the medical field refers to the reliance of healthcare providers on these systems for essential functions and decision-making processes. Healthcare professionals depend on the

accuracy and reliability of data collected and processed by embedded systems for making clinical decisions. Any inaccuracies or errors in the data can lead to incorrect diagnoses, treatment plans, and patient outcomes. Embedded systems play a crucial role in various aspects of healthcare delivery, including patient monitoring, diagnostics, and treatment. Healthcare providers rely on the functionality and performance of these systems to deliver timely and effective care to patients. However, healthcare professionals may become heavily reliant on these systems for routine tasks, potentially impacting their ability to perform tasks manually or adapt to system failures. Dependency on technology introduces the risk of system failures or malfunctions, which can disrupt healthcare operations and compromise patient care. Healthcare providers must have contingency plans in place to mitigate the impact of system failures and ensure continuity of care. Healthcare professionals need adequate training and competency in using embedded systems effectively. Dependence on technology requires ongoing training and skill development to ensure healthcare providers can effectively navigate and troubleshoot these systems. Healthcare organizations need to adapt to rapid technological developments and innovations in embedded systems. Dependence on specific technologies may require healthcare providers to constantly update their skills and infrastructure to remain competitive and provide high-quality care. Healthcare organizations invest significant resources in the integration and maintenance of embedded systems. Dependence on technology requires ongoing financial commitments to upgrades, maintenance, and cybersecurity measures that must be carefully managed to ensure sustainability and return on investment. Overall, while dependency on technology offers numerous benefits in the medical field, healthcare providers must be mindful of the potential risks and challenges associated with reliance on embedded systems. Balancing technological advancements with human-centric care and adopting a proactive approach to addressing system vulnerabilities is essential for ensuring safe, effective, and ethical healthcare delivery.

2.3.5 Regulatory Compliance

Regulatory compliance in the integration of embedded systems in the medical field refers to adhering to the laws, regulations, and standards set forth by regulatory bodies governing healthcare and technology. Regulatory bodies such as the HIPAA set strict guidelines for the protection of patient health information. Embedded systems must adhere to these laws to guarantee the confidentiality, integrity, and accessibility of healthcare data. Embedded systems that qualify as medical devices are subject to regulations governing their design, manufacturing, labeling, and performance. Organizations such as the Food and Drug Administration (FDA) mandate that medical devices undergo thorough testing and certification procedures to ensure their safety and efficacy. Regulatory efforts aim to promote interoperability between healthcare systems and devices, allowing seamless exchange of data and information. Compliance with interoperability standards, such as those developed by organizations like Digital Imaging and Communications in Medicine (DICOM) and Health Level Seven International (HL7), ensures that embedded systems can communicate effectively with other healthcare technologies. Regulatory bodies increasingly focus on cybersecurity standards for healthcare systems, including embedded systems.

Adhering to cybersecurity regulations entails implementing measures to safeguard against unauthorized access, data breaches, and cyber threats that may jeopardize patient safety and privacy. Regulatory compliance extends to ethical considerations surrounding the use of embedded systems in healthcare. Adherence to ethical guidelines involves respecting patient autonomy, ensuring informed consent, and promoting transparency in data-handling practices. Regulatory compliance often requires healthcare organizations to implement quality management systems (QMS) to oversee the development, deployment, and maintenance of embedded systems. QMS frameworks, such as ISO 13485, provide guidelines for ensuring product quality and regulatory compliance throughout the product lifecycle. Compliance with regulatory standards necessitates thorough documentation of design, development, testing, and deployment processes related to embedded systems. Healthcare organizations must maintain comprehensive records and report any adverse events or non-compliance incidents as required by regulatory authorities. Non-compliance with regulatory requirements can result in legal repercussions, fines, reputational damage, and barriers to market access for embedded systems in the medical field. Therefore, ensuring regulatory compliance is essential for healthcare organizations and technology developers involved in the integration of embedded systems in healthcare settings.

2.4 CASE STUDIES

There are numerous case studies showcasing the successful integration of embedded systems in various aspects of the medical field. These case studies illustrate the diverse applications and benefits of integrating embedded systems in the medical field, ranging from improved patient monitoring and personalized treatment to enhanced healthcare accessibility and efficiency. By showcasing real-world examples of successful implementations, these case studies provide valuable insights and best practices for healthcare organizations, technology developers, and policymakers seeking to leverage embedded systems to transform healthcare delivery. Table 2.1 shows a summary of the application areas of embedded systems in the medical field.

TABLE 2.1
General Usage Points of the Embedded System in Medical Field

Application	Reference
Blood Pressure Monitor	Mahmood [20]
Oximetry	Devarshi et al. [21]
Sleep Monitor	Liu and Yang [22]
Telehealth	Dabiri et al. [23]
Medical Image Analysis	Niepceron et al. [24] and Li et al. [25]
Blood Sugar Monitor	Al-Odat et al. [26]
Electrocardiogram [ECG] Monitor	Kim et al. [27] and Mhamdi et al. [28]
Wearable Systems	Hu [29] and Diab and Rodriguez-Villegas [30]
Information Systems	Kuroda et al. [31]

2.4.1 Remote Patient Monitoring Systems

These systems are advanced healthcare solutions that enable the continuous tracking of patients' health metrics outside traditional clinical settings. Utilizing a combination of wearable devices, mobile apps, and telehealth platforms, these systems collect vital signs such as heart rate, blood pressure, and glucose levels, transmitting this data in real-time to healthcare providers. This technology enhances patient care by allowing for early detection of potential health issues, timely medical interventions, and personalized treatment plans, all while improving convenience for patients and reducing the burden on healthcare facilities. These systems are particularly beneficial for managing chronic diseases, post-operative care, and elderly patients, ultimately leading to better health outcomes and more efficient use of healthcare resources.

Chen [11] introduced a user-friendly web-based interface for observing real-time pulse signals and heart rate, facilitating remote treatment at the client end. Additionally, the system ensures accurate measurement and transmission of pulse signals to the human physiological database, making it suitable for daily home health care. The system, developed using embedded system technology, has been successfully implemented, enabling the creation of compact, lightweight, and affordable portable heart rate monitoring systems.

Chiuchisan and Geman [13] conducted a study on monitoring a morbidly obese patient using a system that collects health parameters from sensors and transfers the data to a device. The study involved processing data by collecting health parameters such as blood pressure and heart rate. Additionally, the patient was monitored throughout the night for signs of sleep apnea. Remote patient monitoring and follow-up were successfully carried out with the system used in the study, allowing patients at severe risk to remain under constant monitoring.

2.4.2 Implantable Medical Devices

These are case studies focusing on implantable medical devices (IMDs), such as pacemakers, insulin pumps, and neurostimulators, which incorporate embedded systems to deliver therapeutic interventions. These devices continuously monitor physiological parameters, deliver medication or electrical stimulation, and provide data for long-term disease management, enhancing patients' quality of life and treatment efficacy.

The most important development in medical devices is the placement of these devices into the body through surgical operations. With the combination of many technologies, interest in this field has increased recently. As a result of developing chips in very small sizes and integrating them into the body, compatible devices that consume minimum power for medical applications have been obtained [32]. In recent years, significant advances have been made in the field of health by surgically implanting a device or object for health problems in certain parts of the body [33].

One of the most important contributions in the fields of health and engineering is to make implantable devices useful and compatible with the human body. These devices need to be reduced in size for compatibility and to eliminate difficulties during and after implantation. For this reason, integrated chips must be produced for

implantable devices. These IMDs are used in the diagnosis and treatment of many diseases. The use of these IMDs in pain management, heart diseases, Parkinson's and epilepsy, gastrointestinal and bladder control, many autoimmune diseases and psychological disorders makes it possible to treat them at low cost [34, 35]. However, as a result of advances in the field of nanotechnology and submicron-scale applications, more compatible implanted devices have been developed. For the patients we mentioned, IMDs such as brain and pacemakers, which need to be implanted through surgical intervention, are gaining great importance in finding cures for diseases of the age such as Parkinson's and heart diseases, which make patients' lives difficult. The smaller the size of these IMDs, the more advantages they will have, as the smaller they are, the easier they will be to adapt to the body and to remain for a long time. The desired features of the produced IMDs include long life, reliability in terms of biocompatibility, and low power consumption. In line with the developments in engineering and medicine, implanted devices are increasingly in demand in miniature form. As a result, thanks to the latest technological developments of these devices, the diagnosis and treatment processes of physicians have become easier and the quality of life of the patient has increased [33]. Improvements have been made through many studies to ensure that IMDs produced in smaller sizes have better performance and efficiency for treatment and diagnosis processes [36, 37]. Different methodologies have been developed for the produced chip and studies have been carried out to develop the applications of the implanted product. Power consumption control after IMDs is produced is also very important. For this reason, power consumption should be reduced, and the duration of the battery used should be increased and the frequency of replacement should be minimum. The highest cost of the state-of-the-art IMDs is due to surgical implantation. For this reason, it is aimed to develop more cost-effective and reliable products for IMDs in the future [32].

2.4.3 Smart Wearable Health Devices

These are case studies highlighting smart wearable health devices, such as fitness trackers, smartwatches, and health monitoring patches, which integrate embedded sensors and connectivity features to monitor users' activity levels, sleep patterns, and vital signs. These devices empower individuals to take control of their health, track their wellness goals, and provide valuable data for preventive healthcare strategies.

Wearable health systems (WHS), which emerged as a result of the coming together of many disciplines in the field of health, are a subject that needs to be developed so that the patient's controls can be carried out in the patient's own living space. Otherwise, there will be a loss of time for simple procedures in hospitals. WHS is an interesting subject in order to make the patient use his time and make his life easier. In smart technology, WHS are systems that can come into contact with the human body, detect any change in the body, transmit this data to us as processed, and signal us with instant voice systems. Multidisciplinary studies are an important issue for WHS. As a result, WHS must constantly update itself in line with the ever-increasing demand. As a result of interdisciplinary studies of nano and micro technologies in chemistry, materials, biomedical, computer, and industry fields, new approaches have been developed to facilitate the lives of WHS people. Although the work and

time loss in the healthcare field may not be noticeable, it is important for the patient. In order to prevent this and diagnose the disease early, biochemical tests, follow-up, and post-treatment stages can be done more personally and easily thanks to WHS. In the field of healthcare, service management and its coordinated progress are gaining importance in terms of the service to be provided to the patient. Since the individual patient has a stronger role in the disease process, new ways are being sought for the application of wearable technology. People have to face these socioeconomic challenges, especially considering the care expectations of the elderly population, the increase in diseases and, their costs to the health sector [38]. It is very difficult for an unhealthy individual to manage his own illness and reach healthcare teams. Personal Health Systems (PHS), a new concept that has emerged recently, has emerged to meet this need and to contribute to the patient and healthcare teams and make their work easier on both sides. Increasing the quality of care given to individuals, increasing the efficiency of the technology used, and reducing the costs while doing these are among the duties of PHS. Wearable biomedical materials produce solutions in the healthcare industry to give us instant information about our body. Increasing the technological (ICT) application areas in the field of information and communication and improving the quality through wrist-integrated wearable devices are among the positive services that WHS provides to users. In the future, WHS will be an interesting subject as a special subsidiary of PHS with an innovative approach in the field of health with multidisciplinary solutions in the fields of ICT, biotechnology, and nanotechnology focused on the wishes of the user [39].

If we want to briefly list the aims of WHS in the health sector [40]:

- To provide healthcare services to all patients and prospective patients using inexpensive treatment methods.
- Being able to monitor long-term health and not reduce the patient's quality of life and continue their social life without interrupting them.
- Producing wearable materials to improve the quality of care for patients.
- Making a correct diagnosis during the disease period and ensuring the reliability of the treatment process.

To ensure that the person's risks are reduced in personalized health applications (such as drug allergy) with the right approach and without error.

2.4.4 Medical Imaging Systems

These are case studies showcasing advanced medical imaging systems, such as magnetic resonance image machines, computed tomography scanners, and ultrasound devices, which utilize embedded systems to acquire, process, and visualize high-resolution medical images [2]. These systems enable healthcare providers to accurately diagnose and monitor various medical conditions, guide surgical procedures, and plan personalized treatment strategies.

Obeidat and Alqudah [41] present the creation of a groundbreaking embedded system using Raspberry Pi, which transforms the monitoring of ECG signals in clinical settings. This device provides a quicker and more effective method for ECG

monitoring, requiring only three leads that can be effortlessly connected to the human body. Once connected and powered on, the ECG signal is instantly displayed on the screen, enabling swift monitoring. To ensure signal accuracy, factors affecting it are considered, implementing necessary filter stages, designing a well-structured PCB layout, and incorporating a protective covering for shielding components from external noise. Extensive testing employing both simulated and real human ECG signals demonstrates the device's success in measuring ECG signals across a range of heart rates accurately. The obtained ECG results can be easily shown on a graphical LCD screen and accessed via a Virtual Network Computing (VNC) viewer on a smartphone or PC. Data can be securely stored on the cloud via a mobile application, aiding doctors in future diagnostics. The device integrates Raspberry Pi's power, enabling wireless and wired interfaces for real-time detection and response to heart abnormalities. The system comprises analog and digital components for signal conditioning, amplification, noise filtering, and analog-to-digital conversion, ensuring compatibility with Raspberry Pi. The device aims to be portable, cost-effective, and user-friendly, catering to the growing need for affordable medical diagnostic solutions. In conclusion, this Raspberry Pi-based embedded system offers significant advancements in ECG monitoring, providing a faster, more efficient, and comprehensive solution for healthcare professionals. Future plans involve employing the device for heart arrhythmia classification using a hybrid model and deploying it in hospitals and clinical applications with institutional Review Board (IRB) approval.

2.4.5 Health Information Systems

These are case studies focusing on health information systems, electronic health records (EHRs), and medical data analytics platforms, which incorporate embedded systems to manage, analyze, and exchange vast amounts of patient data securely. These systems support clinical decision-making, population health management, and healthcare resource optimization, leading to more efficient and coordinated care delivery.

Wang et al. [42] evaluated the coding technology of the international classification of diseases and the implementation of the embedded electronic medical record (EMR) system through clinical diagnosis selection and medical record information management with artificial intelligence algorithm in their study. The study analyzed the causes of major diagnostic selection errors in the fields of obstetrics and gynecology, endocrinology, oncology, orthopedics, and neurosurgery, before and after training, as well as disease coding errors in the fields of obstetrics and gynecology, endocrinology, cardiovascular medicine, burns, orthopedics, and ophthalmology. The study shows that the implemented system does not yet fully understand various diseases and their special classifications, and at the same time, medical personnel cannot clearly fill in medical records of diseases. It has been stated that small sample numbers are insufficient and more efficient results are obtained with increasing sample numbers. In the next stage, the study conclusion is presented that scientists should expand the scope of sample collection in order to provide certain support for future research on main diagnostic selection and disease coding.

Ricci et al. [43] presented an embedded system for the digital processing of ultrasound (US) signals in real time in their study. The system is stated to be capable of

transmitting arbitrary waveforms, demodulating echoes to multiple channels simultaneously, and processing the received data through programmable algorithms. With these features, it has been reported to be used in various applications such as embolism detection, characterization of contrast agents, arterial mechanical studies, and hemodynamic evaluations. The implementation of the system on a single electronic board makes it an ideal tool for any ultrasound research activity that requires flexible transmission and reception strategies.

Mahmood et al. [44] proposed a four-layer hierarchical design for analyzing lung sounds and extracting various features in their study. They noted the difficulty even for individuals with relevant training to interpret these results, prompting the examination of sound analysis by a programmed system. According to their findings, the system achieved high average accuracy rates, such as 100% for COPD, 99.83% for Healthy, 99.62% for URTI, 99.88% for Bronchiectasis, and 99.87% for Pneumonia diseases. This underscores the potential benefits of utilizing embedded systems in the diagnosis phase, highlighting the need for further research in this area.

2.5 FUTURE TRENDS AND DEVELOPMENTS

Future embedded systems are expected to become even smaller and more lightweight, leading to the development of wearable medical devices. These devices can be seamlessly integrated into clothing or accessories, allowing for monitoring and control of vital parameters without interfering with the user's daily activities. The Internet of Medical Things (IoMT) describes an interconnected network of medical devices and applications that collect and transmit health data. Future trends in embedded systems involve leveraging IoMT technologies to enable real-time monitoring, remote patient management, and personalized healthcare interventions. Embedded systems in the medical field are increasingly incorporating artificial intelligence algorithms to analyze patient data and derive actionable insights. These technologies enable predictive analytics, disease detection, and personalized treatment recommendations based on individual patient characteristics. Edge computing, which involves processing data closer to its source rather than relying on centralized servers, is emerging as a key trend in embedded systems. Future embedded medical devices may leverage edge computing capabilities to perform real-time data analysis and decision-making, while also integrating with cloud-based platforms for storage and collaboration. As the healthcare ecosystem becomes more interconnected, interoperability and standards compliance are critical considerations for future embedded systems. Efforts to establish common data exchange formats, communication protocols, and interoperability standards will facilitate the seamless integration of embedded devices with existing healthcare infrastructure. The growing demand for telemedicine and remote patient monitoring is driving the development of embedded systems that support virtual consultations, remote diagnostics, and telehealth services. Future trends in this area involve enhancing the capabilities of embedded devices to enable more comprehensive and personalized remote healthcare delivery. Blockchain technology holds promise for enhancing data security and integrity in embedded medical systems. By creating a tamper-proof ledger that is resistant to complex systems that are not connected to the central system, blockchain can help ensure the privacy, authenticity,

and traceability of health data generated by embedded devices. Future embedded systems will focus on improving human-machine interaction to enhance user experience and usability. Technologies such as natural language processing, gesture recognition, and haptic feedback will enable more intuitive and user-friendly interfaces for medical devices. Embedded systems will play a crucial role in the advancement of personalized medicine and precision healthcare. By integrating genomic data, biomarkers, and other personalized health information, future embedded devices will enable tailored treatment strategies and interventions based on individual patient needs and characteristics. With the increasing adoption of embedded systems in medical applications, regulatory compliance and ethical considerations will remain paramount. Future trends involve addressing regulatory challenges, ensuring data privacy and security, and upholding ethical standards in the development and deployment of embedded medical devices. Overall, the future of embedded systems in the medical field is characterized by innovation, integration, and the pursuit of improved patient outcomes through advanced technologies and methodologies. By embracing these trends, healthcare providers, technology developers, and policymakers can work together to harness the full potential of embedded systems for the benefit of patients and healthcare systems worldwide.

2.6 CONCLUSIONS

This chapter focuses on the use of embedded systems in the medical field and tries to clarify the subject by discussing the pros and cons of embedded systems. Embedded systems used in the medical field with advancing technology play an important role in monitoring the patient and managing the treatment process. In addition, it has positively affected the occupational safety and efficiency of medical personnel. If embedded systems are designed well, efficient and effective reconstruction resources that provide a balance between power and memory consumption can be efficiently utilized. In addition to the use of embedded systems in many commercial applications, their applications in medicine and biomedical fields are becoming increasingly widespread. It is very important to develop tools to increase the safety of healthcare workers, especially in the case of the emergence of epidemics and infectious diseases such as the pandemic process. Embedded system design will make them more preferred due to the release of better versions, increase in software libraries, and lowering the cost of embedded systems in healthcare services and their portability. Moreover, introducing artificial intelligence applications into systems integrated with embedded systems will enable them to serve more purposes. Other expectations in the biomedical field; include monitoring of vital health parameters, wearable devices in the healthcare sector, sensors that increase portability, in vivo measurement systems, teleradiology, telerehabilitation, bio-signal collection and processing, virtual reality systems, 3D education and training.

The benefits of applying embedded technology to medical diagnosis and treatment are clear. Performing the treatment, which can be done manually by doctors, with machines, and in an unlimited period allows the correct diagnosis to be achieved by constantly monitoring the health parameters. With embedded technology, shipping costs for sending medical records are reduced. Medical reports can be viewed instantly with embedded software support; this means that the

doctor–patient consultation will take place in a very short time. All these benefits show how important embedded systems are for both patients and healthcare personnel. Since the medical field will always be looking for new treatments and diagnoses, the future of embedded system technology is very bright in this field. The role of embedded systems in the development of future biomedical devices is indisputably important. This process sees embedded systems as a way to integrate signal processing, computer programming, and electronic concepts during the application phase of medical devices. By using these, time and cost will be saved. That perform or monitor the process remotely over mobile networks. Its main purpose is to provide medical services to places with low socio-economic levels.

Most embedded systems have a complex design with the use of multiple people in concurrent processes. The details of the process are a critical process that determines the requirements of the system. Embedded systems used in the medical field have both pros and cons. These can be considered as limited support, hardware dependency, limited resources, difficulties in programming, limited application area, and difficulties in complying with standardization. The main difficulty of embedded systems is the limited size of the embedded medical device and the materials used. The problem encountered in this process can be resolved by optimizing the software and hardware. This optimization increases energy efficiency and extends battery life. Another negative aspect relates to medical device security and privacy security. With the inclusion of artificial intelligence in embedded systems, it is seen that applications in the field of medicine are developing toward intelligence, miniaturization, and personalization. Embedded systems that improve with technological developments in increasing the quality and efficiency of healthcare services aim to meet the expectations of patients and healthcare personnel. Embedded systems in the field of medicine can be used in various fields such as medical data collection and data processing, medical monitoring and diagnosis systems, and medical treatment and rehabilitation systems. Embedded systems used in medical equipment greatly increase its accuracy and efficiency by making the equipment easy to use. Medical electronic devices are used extensively to monitor the patient's values and to collect data about the patient's sleep pattern and drug use period. These systems require the use of various devices such as electrical stimulators, prostheses, and rehabilitation robots. Embedded systems are necessary to control the functions of these devices and make the operations more precise and efficient. Robot-assisted therapy is possible with the embedded system.

Following technological developments, it is thought that embedded systems will make significant progress in the fields of artificial intelligence, miniaturization, and personalization. Sustainable practices also determine the future of embedded systems used in the medical field. Energy-saving designs, optimization of power usage, and environmentally friendly technology solutions are critical issues to be solved.

REFERENCES

1. White E. *Making Embedded Systems*. O'Reilly Media; 2012.
2. Dere G. Data Acquisition – Recent Advances and Applications in Biomedical Engineering. In: Płaczek B, editor. *Data Acquisition – Recent Advances and Applications in Biomedical Engineering* [Internet]. IntechOpen; 2021 [cited 2024 Apr 3]. Available from: undefined/chapters/75395

3. Caffarena G, Raya R, Urendes E, Otero A, Mennard D. Teaching Embedded Systems in Biomedical Engineering degrees: A case study. *2021 IEEE Mysore Sub Sect Int Conf MysuruCon 2021*. 2021; 58–64.
4. Marques Soudré M, Hultmann Ayala HV, Melo AC, Llanos CH. A novel GPU-based approach for embedded NARMAX/FROLS system identification. *Mech Syst Signal Process*. 2024 Apr;211:111261.
5. Toulson R, Wilmshurst T. Embedded systems, microcontrollers, and ARM. *Fast Eff Embed Syst Des*. 2017 Jan;3–18. https://doi.org/10.1016/B978-0-08-100880-5.00001-3
6. Nandini KP, Seshikala G. Role of embedded computing systems in biomedical applications-opportunities and challenges. *2021 IEEE Int Conf Distrib Comput VLSI, Electr Circuits Robot Discov 2021 – Proc*. 2021;332–5.
7. Awotunde JB, Chakraborty C, AbdulRaheem M, Jimoh RG, Oladipo ID, Bhoi AK. Internet of medical things for enhanced smart healthcare systems. In: Chinmay Chakraborty, Subhendu Kumar Pani, Mohd Abdul Ahad, and Qin Xin *Implementation of Smart Healthcare Systems using AI, IoT, and Blockchain*. Academic Press; 2023. pp. 1–28.
8. Murillo-Escobar D, Cruz-Hernández C, López-Gutiérrez RM, Murillo-Escobar MA. Chaotic encryption of real-time ECG signal in embedded system for secure telemedicine. *Integration*. 2023 Mar 1;89:261–70.
9. Zhao H. Applications of embedded systems in medicine: Challenges and future trends. Highlights Sci Eng Technol [Internet]. 2023 Jul 27 [cited 2024 Apr 3];62:31–5. Available from: https://drpress.org/ojs/index.php/HSET/article/view/10416
10. Joshi V. The role of embedded systems in revolutionizing healthcare: A comprehensive analysis. 2023. https://medium.com/@vedjoshi03/the-role-of-embedded-systems-in-revolutionizing-healthcare-a-comprehensive-analysis-df1713323c5a
11. Chen CM. Web-based remote human pulse monitoring system with intelligent data analysis for home health care. *Expert Syst Appl*. 2011 Mar 1;38 [3]:2011–9.
12. Remote patient monitoring – FasterCapital [Internet]. [cited 2024 Apr 3]. Available from: https://fastercapital.com/keyword/remote-patient-monitoring.html
13. Chiuchisan I, Geman O. Trends in embedded systems for e-Health and biomedical applications. *Proc 2016 Int Conf Expo Electr Power Eng EPE 2016*. 2016 Dec 9;304–8.
14. Williamson K. Health on the horizon: The power of remote patient monitoring [Internet]. [cited 2024 Apr 3]. Available from: https://www.asianhhm.com/articles/health-on-the-horizon-the-power-of-remote-patient-monitoring
15. Panneerselvam P. Application of embedded system for a genetic disease, sickle cell anemia. *2014 Int Conf Adv Electr Eng* [Internet]. 2014 Jan [cited 2024 Apr 3];1–4. Available from: https://ieeexplore.ieee.org/document/6838446/
16. Cheikhrouhou O, Mershad K, Jamil F, Mahmud R, Koubaa A, Moosavi SR. A lightweight blockchain and fog-enabled secure remote patient monitoring system. *Internet of Things*. 2023 Jul;22:100691.
17. Ghasemzadeh H, Ostadabbas S, Guenterberg E, Pantelopoulos A. Wireless medical-embedded systems: A review of signal-processing techniques for classification. *IEEE Sens J*. 2013;13 [2]:423–37.
18. Koopman P. Embedded system security. *Computer [Long Beach Calif]*. 2004 Jul;37 [7]:95–7.
19. Research T. MRI contrast media agents market – Global industry size, share, trends, opportunity, and forecast, 2018–2028 segmented by products [superparamagnetic agents, paramagnetic agents], by type [clinical, preclinical], by application [gastrointestinal, intraven] [Internet]. 2023 [cited 2024 Apr 3]. p. 1–171. Available from: https://www.marketresearch.com/TechSci-Research-v3895/MRI-Contrast-Media-Agents-Global-35295318/

20. Mahmood SN, Ercelecbi E. Development of blood pressure monitor by using capacitive pressure sensor and microcontroller. *Int Iraqi Conf Eng Technol its Appl IICETA 2018*. 2018 Sep 7;96–100.
21. Das DM, Gupta A, Srivastava A, Vidwans A, Ahmad M, Shelke A, et al. A pulse oximeter system, OxiSense, with embedded signal processing using an ultra-low power ASIC designed for testability. *Microelectronics J*. 2018 Feb 1;72:1–10.
22. Liu J, Yang Y. Implement and design on the embedded sleep monitoring system based on fuzzy control. *2010 Int Conf Comput Des Appl ICCDA 2010*. 2010;1.
23. Dabiri F, Massey T, Noshadi H, Hagopian H, Lin CK, Tan R, et al. A telehealth architecture for networked embedded systems: A case study in In Vivo health monitoring. *IEEE Trans Inf Technol Biomed*. 2009;13 [3]:351–9.
24. Niepceron B, Nait-Sidi-Moh A, Grassia F. Moving medical image analysis to GPU embedded systems: Application to brain tumor segmentation. *Appl Artif Intell* [Internet]. 2020 Oct 14 [cited 2024 Apr 30];866–79. Available from: https://www.tandfonline.com/doi/abs/10.1080/08839514.2020.1787678
25. Li C, Balla-Arabé S, Yang F. Embedded multi-spectral image processing for real-time medical application. *J Syst Archit*. 2016 Mar 1;64:26–36.
26. Al-Odat ZA, Srinivasan SK, Al-Qtiemat EM, Shuja S. A reliable IoT-based embedded health care system for diabetic patients. 2019 Aug 16 [cited 2024 Apr 30]; Available from: https://arxiv.org/abs/1908.06086v1
27. Kim J, Kim E, Kyung Y, Ko H. A study on ECG monitoring embedded systems. *Int Conf ICT Converg. 2022*. 2022 October:1671–3.
28. Mhamdi L, Dammak O, Cottin F, Dhaou I Ben. Artificial Intelligence for cardiac diseases diagnosis and prediction using ECG images on embedded systems. Biomed. 2022;10:2013 [Internet]. Available from: https://www.mdpi.com/2227-9059/10/8/2013/htm
29. Hu J. Development of wearable health monitoring devices based on embedded technology. *2024 Int Conf Integr Circuits Commun Syst* [Internet]. 2024 Feb 23 [cited 2024 Apr 30];1–5. Available from: https://ieeexplore.ieee.org/document/10498459/
30. Diab MS, Rodriguez-Villegas E. Embedded machine learning using microcontrollers in wearable and ambulatory systems for health and care applications: A review. *IEEE Access*. 2022;10:98450–74.
31. Kuroda T, Sasaki H, Suenaga T, Masuda Y, Yasumuro Y, Hori K, et al. Embedded ubiquitous services on hospital information systems. *IEEE Trans Inf Technol Biomed*. 2012;16 [6]:1216–23.
32. Kakkar V. An ultra low power system architecture for implantable medical devices. *IEEE Access*. 2019 Jan 26;7:111160–7.
33. Khan W, Muntimadugu E, Jaffe M, Domb AJ. Implantable medical devices. 2014 [cited 2024 Apr 29];33–59. Available from: https://link.springer.com/chapter/10.1007/978-1-4614-9434-8_2
34. Ahmed S, Kakkar V. An electret-based angular electrostatic energy harvester for batteryless cardiac and neural implants. *IEEE Access*. 2017 Aug 12;5:19631–43.
35. Santa W, Jensen R, Miesel K, Carlson D, Avestruz A, Molnar G, et al. Radios for the brain? A practical micropower sensing and algorithm architecture for neurostimulators. *Proc – IEEE Int Symp Circuits Syst* [Internet]. 2008 [cited 2024 Apr 30];348–51. Available from: https://experts.umn.edu/en/publications/radios-for-the-brain-a-practical-micropower-sensing-and-algorithm
36. Wang A, Chandrakasan A. A 180mV FFT processor using subthreshold circuit techniques. *Dig Tech Pap – IEEE Int Solid-State Circuits Conf*. 2004;47, 292–529.
37. Zhai B, Hanson S, Blaauw D, Sylvester D. A variation-tolerant sub-200 mV 6-T subthreshold SRAM. *IEEE J Solid-State Circuits*. 2008 Oct;43 [10]:2338–48.

38. Doughty K, Cameron K, Garner P. Three generations of telecare of the elderly. *J Telemed Telecare*. 1996 Jun 1;2 [2]:71–80.
39. Wilkinson M. Medical market for microsystems. *MST News*. 2002; 12[1]:37–8.
40. Lymberis A, Gatzoulis L. Wearable health systems: From smart technologies to real applications. *Annu Int Conf IEEE Eng Med Biol – Proc*. 2006;6789–92.
41. Obeidat YM, Alqudah AM. An embedded system based on Raspberry Pi for effective electrocardiogram monitoring. *Appl Sci*. 2023 Jul;13 [14]:8273.
42. Wang C, Yao C, Chen P, Shi J, Gu Z, Zhou Z. Artificial Intelligence algorithm with ICD coding technology guided by embedded electronic medical record system in medical record information management. *Microprocess Microsyst* [Internet]. 2023 Oct 13 [cited 2024 Apr 3];104962. Available from: https://linkinghub.elsevier.com/retrieve/pii/S0141933123002065
43. Ricci S, Dallai A, Boni E, Bassi L, Guidi F, Cellai A, et al. Embedded System for Real-Time Digital Processing of Medical Ultrasound Doppler Signals. *EURASIP J Adv Signal Process 2008 20081* [Internet]. 2008 Apr 30 [cited 2024 Apr 3];2008 [1]:1–7. Available from: https://asp-eurasipjournals.springeropen.com/articles/10.1155/2008/418235
44. Mahmood AF, Alkababji AM, Daood A. Resilient embedded system for classification respiratory diseases in a real time. *Biomed Signal Process Control*. 2024 Apr 1;90:105876.